

# Martingale Dog Leash




We use these leashes for dogs in the shelter. The size below works for medium to large dogs. You can take a couple inches off the collar to make a small dog version.



## Supplies

- 18" of 1 ½" or 2" width strapping for collar
- 2 ½ yards of 1" width strapping for lead
- 2 'D' rings
- 1 plastic grommet or bead with 3/4" opening
- Remnant of stretch fleece
- Stuffing for cushioning inside collar and lead handle loop

## Directions

- Thread collar strapping through D ring
- Fold over 2"
- Reinforce stitch 
- Repeat on opposite end of collar
- Line inside of collar with fleece and cushioning
- Thread lead strapping through D rings
- Fold over 14" to form 27" adjustable loop section
- Slip grommet onto loop section
- Reinforce stitch 2" 
- Fold over 8 ½" to create 16" lead handle loop
- Reinforce stitch 2" 
- Line inside lead handle loop with fleece and cushioning

## Schematic

